


IMPROVING CHILDREN & YOUNG PEOPLES' MENTAL HEALTH ACCESS AND WAITING TIMES

January 2020 v1



CONTENTS

- 1. IMPROVING ACCESS**
- 2. GM A SNAPSHOT PICTURE ACCESS**
- 3. EATING DISORDERS**
- 4. GM A SNAPSHOT EATING DISORDERS**
- 5. IMPROVING TIMELINESS**

Greater Manchester: Improving Access

GM IMPROVING ACCESS


Improving Access to Children and Young People's (CYP) Community Mental Health Support and Treatment is a key priority for Greater Manchester and Nationally

Implementing the Five Year Forward View for Mental Health (2016): CYP Increased Access Trajectories

Objective	2016/17	2017/18	2018/19	2019/20	2020/21
At least 35% of CYP with a diagnosable MH condition receive treatment from an NHS-funded community Mental Health service.	28%	30%	32%	34%	35%
Number of additional CYP treated over 2014/15 baseline	21,000	35,000	49,000	63,000	70,000
Number of additional GM CYP treated over 2014/15 baseline	1,176	1,960	2,744	3,528	3,920

GREATER MANCHESTER: A SNAP SHOT PICTURE

Source NHS Digital (MHSDS): Data shows CYP receiving treatment at October 2019 (defined by 2 or more contacts)

 Name	Actual number of CYP receiving treatment (YTD)	Total number of CYP with a diagnosable mental health condition	Percentage access rate forecast outturn. Target 34% (2019/20) (by 2020/21 35%)
ENGLAND	258,349	1,066,433	35.6%
Greater Manchester	18,255	59,099	45.4%
NHS Bolton CCG	1,490	6,484	33.8%
NHS Bury CCG	1,155	3,877	43.8%
NHS Heywood, Middleton and Rochdale CCG	2,075	5,086	59.9%
NHS Manchester CCG	4,555	12,364	54.1%
NHS Oldham CCG	1,350	3,965	50.0%
NHS Salford CCG	2,035	5,445	54.9%
NHS Stockport CCG	1,820	5,400	49.5%
NHS Tameside and Glossop CCG	1,135	5,485	30.4%
NHS Trafford CCG	1,020	4,593	32.6%
NHS Wigan Borough CCG	1,420	6,400	32.6%

Greater Manchester: a snapshot picture

GM EATING DISORDERS

By 2020/21, evidence-based community eating disorder services for children and young people will be in place in all areas, ensuring that 95% of children in need receive treatment within one week for urgent cases, and four weeks for routine cases

GM EATING DISORDERS: SNAPSHOT PICTURE

Source NHS Digital: Data shows CYP ED waiting Times for Urgent at December 2019

CYP Eating Disorder Waiting time - Urgent (rolling 12 months - quarterly for national & regional)			
	Mar-19	Jun-19	Sep-19
ENGLAND	80.6%	77.7%	75.1%
NORTH WEST ENGLAND	81.6%	77.8%	72.5%
GREATER MANCHESTER HEALTH AND SOCIAL CARE P.	90.7%	92.8%	91.1%

Source NHS Digital: Data shows CYP ED waiting Times for Routine at December 2019

CYP Eating Disorder Waiting time - Routine (rolling 12 months - quarterly for national & regional)			
	Mar-19	Jun-19	Sep-19
ENGLAND	82.4%	83.4%	86.0%
NORTH WEST ENGLAND	82.2%	86.4%	93.6%
GREATER MANCHESTER HEALTH AND SOCIAL CARE P.	88.8%	90.7%	91.2%

GM EATING DISORDERS: A SNAPSHOT PICTURE

Source NHS Digital: Data shows CYP ED rolling waiting times for Routine at Sept 2019

	Mar-19	Jun-19	Sep-19
ENGLAND	80.60%	83.40%	86.00%
GMHSCP	90.70%	90.60%	91.20%
NHS BOLTON CCG	87.50%	71.40%	70.60%
NHS BURY CCG	50.00%	*	*
NHS HMR CCG	66.70%	92.90%	86.70%
NHS MANCHESTER CCG	91.30%	100.00%	100.00%
NHS OLDHAM CCG	*	*	*
NHS SALFORD CCG	100.00%	96.70%	97.00%
NHS STOCKPORT CCG	100.00%	100.00%	100.00%
NHS TAMESIDE & GLOSSOP CCG	67.70%	85.00%	85.00%
NHS TRAFFORD CCG	100.00%	96.40%	96.80%
NHS WIGAN BOROUGH CCG	88.90%	65.20%	68.00%

GM EATING DISORDERS: A SNAPSHOT PICTURE

Source NHS Digital: Data shows CYP ED rolling waiting times for Urgent at Sept 2019

	Mar-19	Jun-19	Sep-19
ENGLAND	80.60%	83.40%	86.00%
GMHSCP	90.70%	90.60%	91.20%
NHS BOLTON CCG	87.50%	71.40%	70.60%
NHS BURY CCG	50.00%	*	*
NHS HMR CCG	66.70%	92.90%	86.70%
NHS MANCHESTER CCG	91.30%	100.00%	100.00%
NHS OLDHAM CCG	*	*	*
NHS SALFORD CCG	100.00%	96.70%	97.00%
NHS STOCKPORT CCG	100.00%	100.00%	100.00%
NHS TAMESIDE & GLOSSOP CCG	67.70%	85.00%	85.00%
NHS TRAFFORD CCG	100.00%	96.40%	96.80%
NHS WIGAN BOROUGH CCG	88.90%	65.20%	68.00%

Greater Manchester: a snapshot picture

Improving access is underpinned by the timeliness it takes
to receive support and treatment

SETTING THE CONTEXT

Under the NHS Constitution, no patient should wait more than 18 weeks for any treatment. There is at present no specific national standards for waiting times for Children and Young People's accessing Mental Health Services (CAMHS) except for:

- Patients with psychosis (two weeks)
- Those treated in the community for eating disorders (one week if urgent, otherwise four weeks. First contact must be within 24 hours in an emergency).

The Government's Green Paper on Transforming Children and Young People's Mental Health (2018) sets out an ambition to improve waiting times and seeks trailblazers to develop and test 4 week waits.

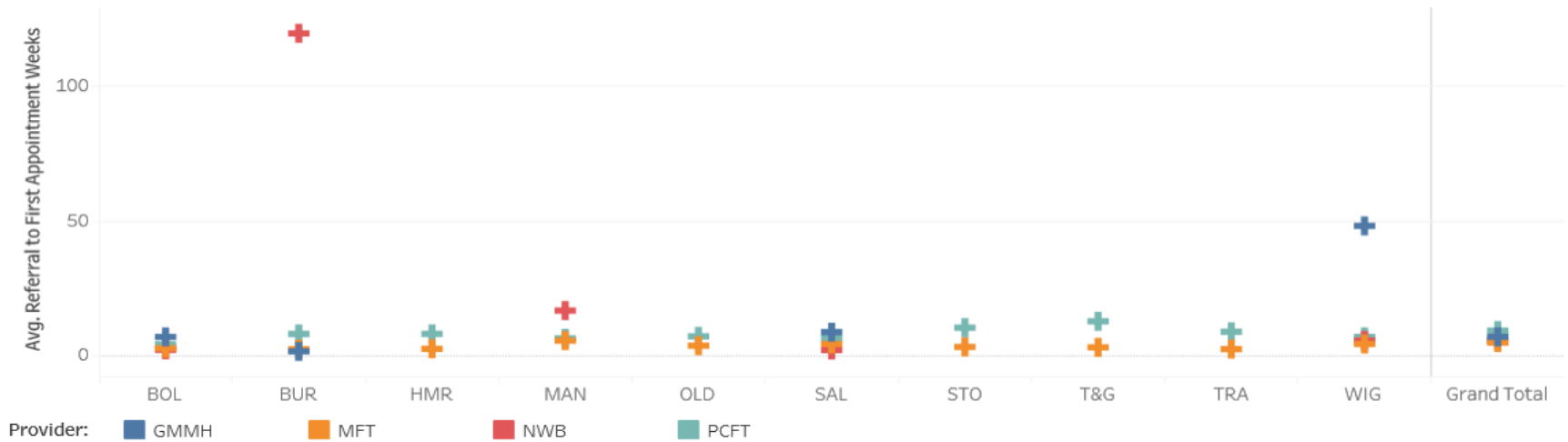
<https://www.gmtableau.nhs.uk/#/site/GMHSCPPublic/views/GMProviderLedCYPMHDashboard>



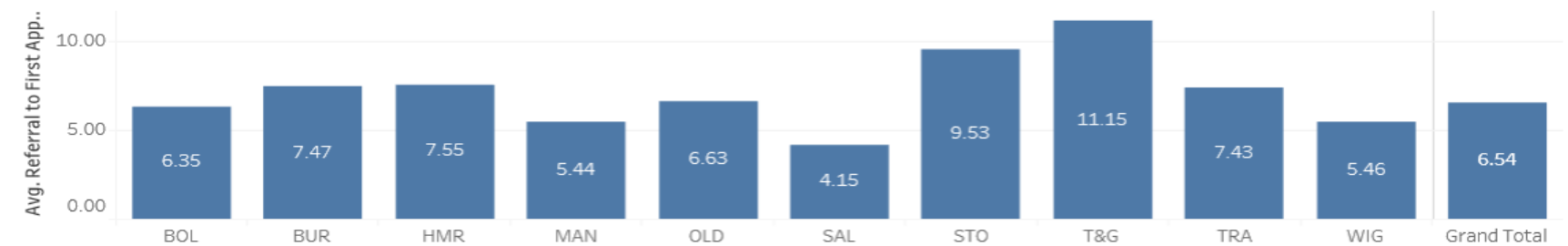
GM Provider Children & Young People Mental Health Services Dashboard

GREATER MANCHESTER: SNAP SHOT APRIL-NOVEMBER 2019

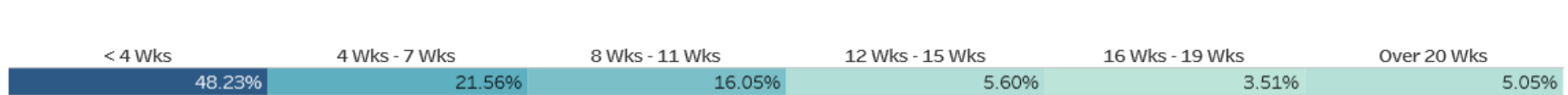
Waited Weeks Referral to First Appointment - By Provider & CCG



Waited Weeks Referral to First Appointment by CCG

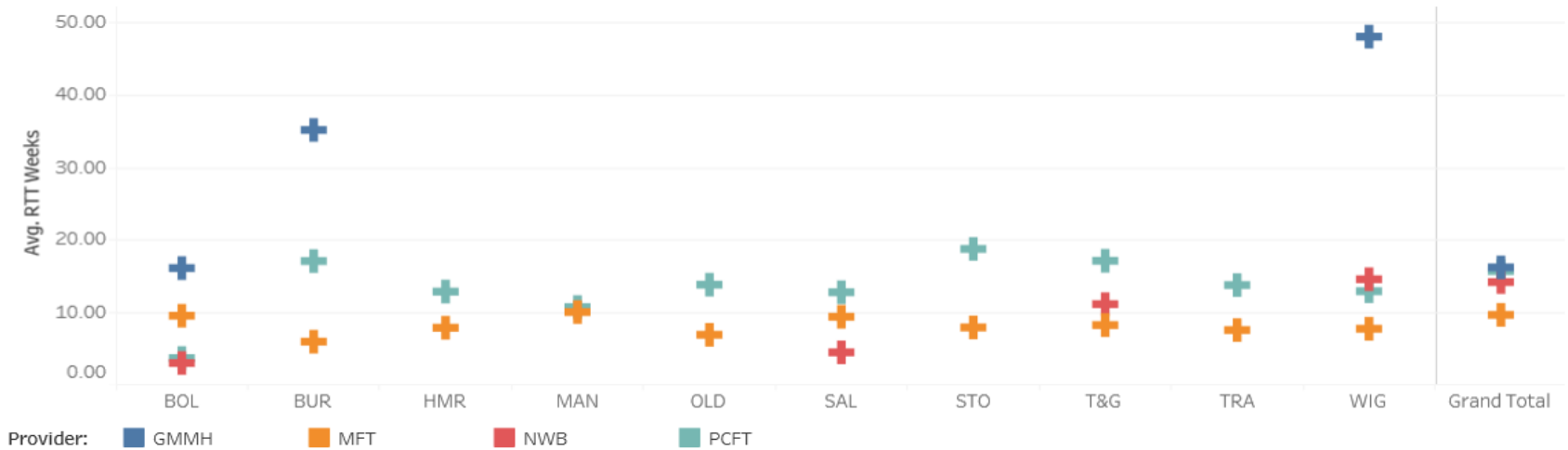


Referral to First Appointment by Week Band

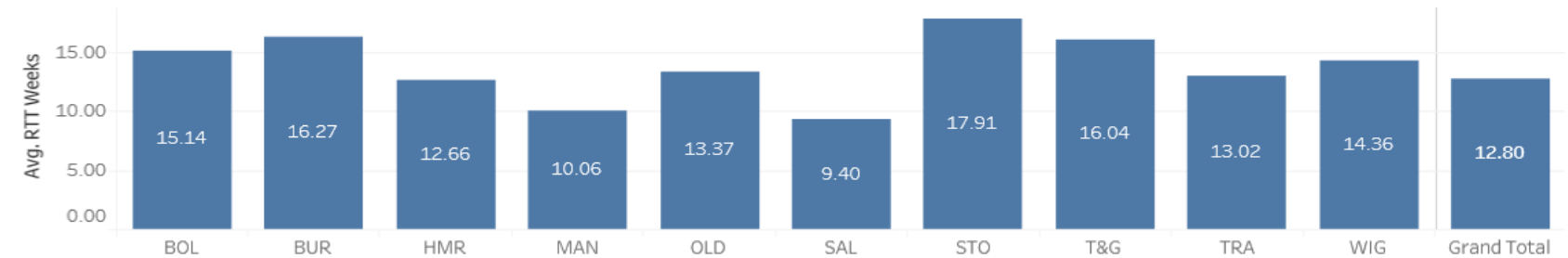


GREATER MANCHESTER: SNAP SHOT APRIL – NOVEMBER 2019

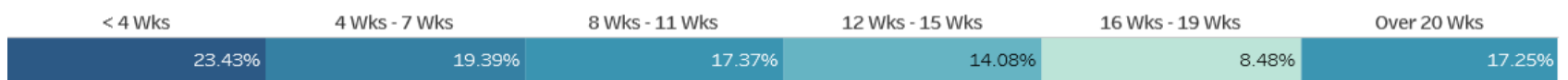
RTT Days (2nd Appointment) by Provider



RTT Weeks (2nd Direct Appointment) by CCG

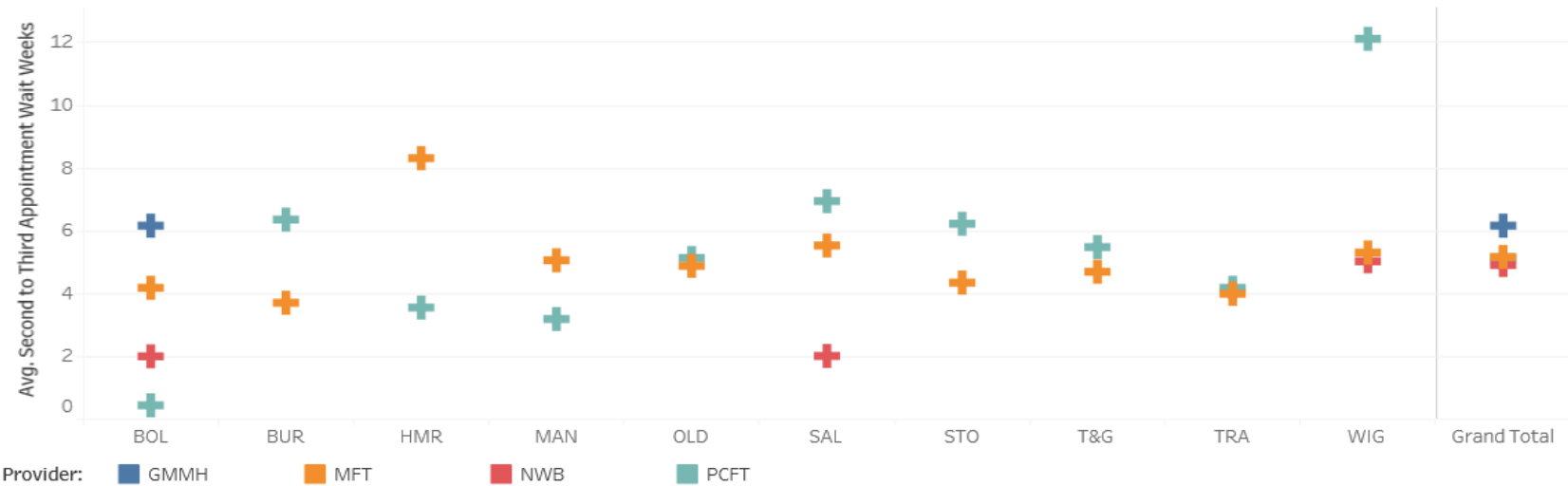


RTT by Week Band

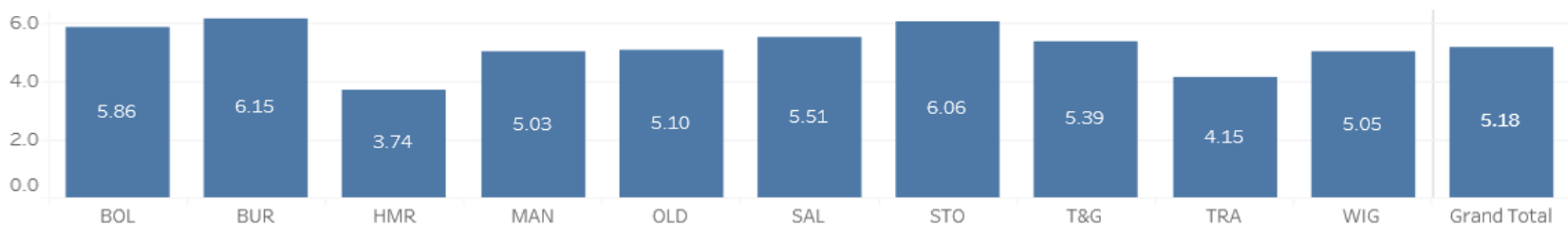


GREATER MANCHESTER: SNAP SHOT APRIL - NOVEMBER 2019

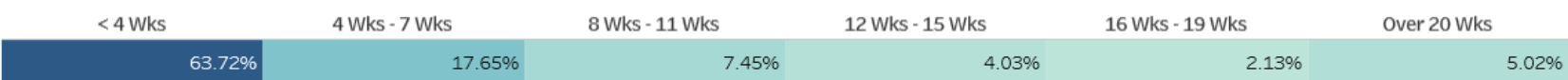
Waited Weeks Second to Third Appointment - By Provider & CCG



Waited Weeks Second to Third Appointment Wait by CCG



Second to Third Appointment by Week Band



THANK YOU

Contact us

If you have any queries about these guidelines,
contact the GMHSC communications team:
gm.hsccomms@nhs.net

www.gmhsc.org.uk
[@GM_HSC](#)