

Salford City Council



Local Public Service Agreement

Second Generation 2005/2008

Local Public Service Agreement between Salford City Council and the Government

Introduction

1. Salford City Council and the Government have made this Local Public Service Agreement (Local PSA) with the intention of further improving the services to local people that Salford City Council provides. This agreement covers the period 1 April 2005 to 31 March 2008.
2. The agreement records the present intentions of the council and the Government. It is entered into by both in good faith, but it is expressly recognised that neither can fetter the future discretion of the council or of Ministers and Parliament. The agreement is therefore not intended to create legal relations. Subject to that, the following points are agreed.

The Intentions of Salford City Council

3. Salford City Council will use its best endeavours to achieve more demanding performance targets than those it would be expected to achieve in the absence of this Local Public Service Agreement. These enhanced targets are specified in Schedule 1 to this agreement.


The Intentions of the Government


4. The intentions of the Government set out in this agreement are subject to the outcome of any statutory consultations and any necessary approval of the Treasury and Parliament.
5. The Government will implement the changes to statutory and administrative requirements set out in Schedule 2 to this agreement, subject to confirmation of the legal and operational feasibility of the changes described and to Parliamentary approval of any necessary legislation. The Government will also undertake the discussions with the Council described in Schedule 2.
6. It is recognised by Salford City Council that, on further investigation, it may be necessary to modify the detail of the changes set out in Schedule 2 in ways that seek so far as possible, to give substantially the same extent of benefit to the council. It is recognised by the Government that, if a change set out in Schedule 2 proves infeasible, it will use its best endeavours to provide an alternative that corresponds as closely as possible and has, so far as possible, substantially the same effect.
7. The Government will pay Salford City Council a grant of £966,532 in 2005 in support of the expenditures described in Schedule 3 to this agreement. The conditions attached to this “pump-priming” grant are also set out in Schedule 3.

8. The Government will pay a performance reward grant to Salford City Council, as set out in Schedule 4 to this agreement, if it achieves all the enhanced targets (“performance target with Local PSA”) specified in Schedule 1. Schedule 4 also sets out the grant it intends to pay if the council secures a substantial improvement in performance that falls short of the target. The Schedule also stipulates the intended timing of payments of the grant. Salford City Council undertakes to provide audited information confirming the extent of improvement in their performance relative to the Local PSA performance targets set out in Schedule 1, as a precondition for the determination and payment of the performance reward grant.


Date of Agreement:


For Salford City Council


.....
Councillor John Merry
On behalf of Salford City Council


.....
Barbara Spicer
Chief Executive

For Her Majesty's Government


Phil Woolas MP
Minister of State, Office of the
Deputy Prime Minister


The Right Hon Des Browne MP
Chief Secretary to Her Majesty's
Treasury

The above ministers sign on behalf of their colleagues listed below:

The Right Hon John Prescott MP
Deputy Prime Minister

The Right Hon Gordon Brown MP
Chancellor of the Exchequer

The Right Hon Patricia Hewitt MP
Secretary of State for Health

The Right Hon Ruth Kelly MP
Secretary of State for Education and
Skills

The Right Hon Charles Clarke MP
Home Secretary

**The Right Hon Margaret Beckett
MP**
Secretary of State for Environment,
Food and Rural Affairs

The Right Hon John Hutton MP
Secretary of State for Work and
Pensions

The Right Hon Tessa Jowell MP
Secretary of State for Culture, Media
and Sport

Schedule 1: Performance Targets adopted by Salford City Council

Target	Community Plan Theme	Target Heading	Page
1	Healthy City	Improving life expectancy by reducing smoking prevalence and increasing physical activity in Salford	6
2	Safe City	Reducing levels of overall crime in Salford	8
3	Safe City	Reducing anti-social behaviour in Salford	9
4	Learning and Creative City	Improving educational attainment in schools in Salford	10
5	Learning and Creative City	Improving adult basic skills in Salford	12
6	Inclusive City	Maximising benefit take up in Salford	13
7	Inclusive City	Increasing volunteering and building stronger communities in Salford	14
8	Inclusive City	Promoting Community Cohesion in Salford	16
9	City Where Children and Young People Are Valued	Increasing education, training and employment outcomes for young people in Salford	17
10	Economically Prosperous City	Increasing employment in Salford	18
11	City That Is Good To Live In	Increasing recycling in Salford	19
12	City That Is Good To Live In	Enhancing liveability in Salford	20
13	City That Is Good To Live In	Improving the environment in Salford	21

Target 1

Tackling health inequalities by reducing smoking prevalence and increasing physical activity in Salford

Indicators by which performance will be measured

1. The cumulative number of people that stop smoking for 4 weeks (4 week quitters) across the city, as measured by standard Department of Health methodology
2. The percentage of adults participating in at least 30 minutes moderate intensity sport and active recreation (including recreational walking) on 3 or more days a week, as measured by Sport England's "Active People" Survey

Note: The figures for indicator 2 include a confidence interval of +3%.

Current performance (year ending 31 March 2005 for Indicator 1; year ending 13 November 2006 for indicator 2)

1. 1650
2. To be finalised (Expected November 2006 once results are released by Sport England).

Performance at the end of the period of the LPSA (three year cumulative for 2006/2007, 2007/2008 and 2008/2009 ending year ending 31 March 2009 for indicator 1; year ending 13 November 2009 for indicator 2)

Performance expected without the Local PSA

1. 4800
2. No change from current performance

Performance expected with the Local PSA

1. 5400
2. An increase of 3.75% from current performance

Enhancement in performance with the Local PSA

1. 600
2. A 3.75% points improvement

Special note

A person **can** be counted more than once for the purposes of indicator 1 if they make another quit attempt in a different quarterly period (quarters run on the financial year April to June, July to September, October to December and January to March). There is no upper limit to the number of times a person can be counted for the purposes of this indicator as long as each attempt is in a different quarter.

For the purposes of Indicator 1, people can be counted as quitters if they cease smoking up to and including 31 March 2009 if they are not smoking four weeks later.

Performance Reward Grant will be allocated as follows:

Indicator 1: 50%

Indicator 2: 50%

Target 2

Reducing levels of overall crime in Salford

Indicator by which performance will be measured

Reduction in levels of overall crime in Salford (BCS Comparator crime*), as recorded by Greater Manchester Police

* Crimes measured are theft of a vehicle; theft from a vehicle; vehicle interference and tampering; domestic burglary; theft or unauthorised taking of pedal cycle; theft from person; criminal damage; common assault; wounding; personal robbery

Current performance (year ending 31 March 2004)

24,345 crimes

Performance at the end of the period of the Local PSA (year ending 31 March 2008)

Performance expected without the Local PSA

19,233 crimes

Performance expected with the Local PSA

18,868 crimes

Enhancement in performance

A reduction of 365 crimes

Target 3

Reducing anti-social behaviour in Salford

Indicators by which performance will be measured

1. The percentage of respondents to the Salford Citizens Panel Survey who when asked to consider specific issues* to be either “a very big problem” or “a fairly big problem”
2. The number of primary vehicle fires in Salford, as recorded on Fire Damage Report 1
3. The number of deliberate secondary fires in Salford, as recorded on Fire Damage Report 3

*Vandalism, graffiti and deliberate damage; Using or dealing drugs; Teenagers hanging around on the streets; Rubbish and litter lying around; and Drunk or rowdy in public places.

Note: The figures for indicator 1 include a confidence interval of +2%.

Current performance (year ending 31 March 2004)

1. 63.84%
2. 759
3. 2887

Performance at the end of the period of the LPSA (year ending 31 March 2008 for indicators 1 and 2, three year average for the three years 2005/2006, 2006/2007 and 2007/2008 year ending 31 March 2008 for indicator 3)

Performance expected without the LPSA

1. 63.84%
2. 683
3. 2631 incidents on average a year

Performance expected with the LPSA

1. 58.84%
2. 639
3. 2382 incidents on average a year

Enhancement in performance with the LPSA

1. A 5% points reduction
2. 44 fewer deliberate primary vehicle fires
3. 83 fewer deliberate secondary vehicle fires on average a year

Performance Reward Grant will be allocated as follows:

Indicator 1: 60%
Indicator 2: 20%
Indicator 3: 20%

Target 4

Improving educational attainment in Salford

Indicators by which performance will be measured

1. The overall percentage of pupils from the lowest performing secondary schools¹ in Salford obtaining at least 5 GCSEs, or equivalent, grade A*-C ²

¹ Harrop Fold School, Moorside High School, The Albion High School, Hope High School, The Swinton High School, Wentworth High School and Buile Hill High School.

² The reference to GCSE is agreed to include whatever other qualifications DfES determine, for each year, are to be treated as equivalents when reporting on performance. The equivalents so determined may change from year to year.

2. The number of half days missed through authorised and unauthorised absence expressed as a percentage of total number of half day sessions in Salford secondary schools.

Current performance (Academic year ending Summer 2004 for indicator 1, academic year ending Summer 2005 for indicator 2)

1. 26.4%
2. 10.75%

Performance at the end of the period of the LPSA (Academic year ending Summer 2008)

Performance expected without the Local PSA

1. 43.6%
2. 9.01%

Performance expected with the Local PSA

1. 45.7%
2. 8.51%

Enhancement in performance with the Local PSA

1. 2.1% points improvement
2. 0.5% points improvement

Special Notes

The Performance Reward Grant for indicator 1 will be withheld if the percentage of pupils in the Salford secondary schools not subject to the target³ achieving at least 5+ A*-C GCSE or equivalent in the academic year ending Summer 2008 is less than 59.9%.

³ All Hallows RC High School, Beis Yaakov, Canon Williamson C of E High School, Irlam and Cadishead Community High School, St Ambrose Barlow RC High School, St Patrick's RC High School, Walkden High School.

50% of the Performance Reward Grant available for indicator 2 will be lost if the percentage of pupils with unauthorised absence is above 32% in the academic year ending Summer 2008.

50% of the Performance Reward Grant available for indicator 2 will be lost if the average number of half day sessions lost to unauthorised absence per pupil with unauthorised absence is above 18 in the academic year ending Summer 2008.

Target 5

Raising Ambitions and Aspirations

Indicator by which performance will be measured

The number of adults gaining at least one skills for life qualification at Entry Level 3, Level 1 or Level 2

Current performance (Academic year ending Summer 2004)

1,144

Performance at the end of the period of the Local PSA (three year cumulative for the academic years 2006/2007, 2007/2008 and 2008/2009 ending academic year ending Summer 2009)

Performance expected without the Local PSA

4,553

Performance expected with the Local PSA

4,780

Enhancement in performance with the Local PSA

227

Target 6

Maximising benefit take-up in Salford

Indicator by which performance will be measured

The number of successful new claims for benefit* awarded to people aged 60 or over with the help of Salford City Council Welfare Advice Team, as measured by data from Salford City Council

*The following DWP benefits will count towards the achievement of the target: Pension Credit, Attendance Allowance, Housing and Council Tax Benefits, Carers Allowance

Current performance (year ending 31 March 2004)

131

Performance at the end of the period of the Local PSA (three year cumulative for 2006/2007, 2007/2008 and 2008/2009 year ending 31 March 2009)

Performance expected without the Local PSA

131

Performance expected with the Local PSA

1426

Enhancement in performance with the Local PSA

1295

Conditions of grant

1. Only entirely new claims are counted in this target, not increases in a payment of an existing benefit. New claims are classified as any individual claims for Attendance Allowance and Carers Allowance and any claims in a household beyond couple assessment/claim for Pension Credit, Housing Benefit and Council Tax Benefit.
2. Claims have to be submitted during the period of the agreement and verified as successful up to 13 weeks after the agreement concludes.

Target 7

Increasing volunteering and building stronger communities in Salford

Indicators by which performance will be measured

1. The percentage of people (aged 16 or over) in Salford who undertake formal volunteering in groups, clubs or organisations for an average of 100 hours per 12 month period (an average of 2 hours per week) as measured by the Salford Lifestyle survey
2. The number of new people from socially excluded groups who undertake formal volunteering, in groups, clubs or organisations for an average of 100 hours per 12 month period (an average of 2 hours per week), focusing on people with no qualifications (unemployed); people from Black and Minority Ethnic communities; and people with disabilities or limiting long-term illnesses, as measured by Volunteer Centre Salford

Note: The figures below include a confidence interval of +2%

Current performance (year ending 31 March 2006)

1. To be established
2. 0

Performance at the end of the period of the Local PSA (year ending 31 March 2009)

Performance expected without the Local PSA

1. No change from current performance
2. 0

Performance expected with the Local PSA

1. An increase of 0.87% points from current performance
2. 200

Enhancement in performance with the Local PSA

1. An improvement of 0.87% points
2. 200

Performance Reward Grant will be allocated as follows:

1. 65%
2. 35%

Condition of grant

The Performance Reward Grant for Indicator 1 will not be payable unless the enhancement at the end of the LPSA period represents at least 1519 additional people undertaking formal volunteering in groups, clubs or organisations for an average of 100 hours per 12 month period (an average of 2 hours per week). The survey providers will need to provide confirmation to this effect within the agreed confidence interval of 2% points.

Target 8

Promoting community cohesion in Salford

Indicators by which performance will be measured

1. The percentage of people who feel that their local area is a place where people can get on well together, as measured by the Salford Citizens Panel survey
2. The percentage of people surveyed who feel they can influence decisions in their area, as measured by the Salford Citizens Panel survey

Note: The figures below include a confidence interval of +2%

Current performance (year ending 31 March 2005)

1. To be established (provisional figure of 52% from Salford Quality of Life Survey, 2004)
2. To be established (provisional figure of 36% from Salford Quality of Life Survey, 2004)

Performance at the end of the period of the Local PSA (year ending 31 March 2009)

Performance expected without the Local PSA

1. A 3% improvement from current performance
2. A 2% improvement from current performance

Performance expected with the Local PSA

1. A 8% improvement from current performance
2. A 7% improvement from current performance

Enhancement in performance with the Local PSA

1. A 5% points improvement
2. A 5% points improvement

Target 9

Increasing economic activity rates of young people in Salford.

Indicator by which performance will be measured

The percentage of 16-18 year olds in Salford who are known not to be in education, employment or training (NEET)

Current performance (as at November 2004)

9.4%

Performance at the end of the period of the LPSA (as at November 2008)

Performance expected without the LPSA

7.5%

Performance expected with the LPSA

7%

Enhancement in performance with the LPSA

A reduction of 0.5% points

Condition of grant

The Performance Reward Grant for this target will be withheld if the percentage of 16 to 18 year olds whose situation is recorded as not known is higher than 7.3% at November 2008.

Target 10

Increasing the number of people moving from incapacity benefit into employment in Salford.

Indicator by which performance will be measured

The number of people on incapacity benefit* helped by Salford City Council** to gain sustained employment of over 16 hours per week for a period of 13 consecutive weeks or more, as measured by data from JobCentre Plus

*Covers people in receipt of Incapacity Benefit, Severe Disablement Allowance, Income Support on the basis of incapacity, and National Insurance Credits only on the basis of incapacity

**Through the Jobshop Advice Service delivered on behalf of Salford City Council and other partners

Current performance (year ending 31 March 2005)

20

Performance at the end of the period of the LPSA (three year cumulative for 2006/2007, 2007/2008 and 2008/2009 year ending 31 March 2009)

Performance expected without the LPSA

74

Performance expected with the LPSA

236

Enhancement in performance with the LPSA

162

Special Conditions

1. For the year 2005/2006 the indicator refers to anybody on an incapacity benefit*. From April 2006 the indicator refers to anybody who has been on an incapacity benefit* for 8 months or more.
2. For the purposes of monitoring the final target achieved, people gaining work during the period of the agreement may be claimed as sustained for up to 13 weeks after the agreement expires.

Target 11

Increasing recycling in Salford

Indicators by which performance will be measured

1. The total tonnage of non-biodegradable* household waste arisings recycled and composted, as measured by data used for BVPI 82a (i) and 82b (i)
2. The total tonnage of biodegradable household waste arisings recycled and composted, as measured by data used for BVPI 82a (i) and 82b (i)

* Non-biodegradable fractions are those classified as ferrous, non-ferrous metals, glass, plastic, and miscellaneous non-combustibles

** Biodegradable fractions are those classified as paper and card, green waste, kitchen waste, miscellaneous combustibles

Current performance (year ending 31 March 2005)

1. 2,945 tonnes
2. 3,966 tonnes

Performance at the end of the period of the LPSA (year ending 31 March 2009)

Performance expected without the LPSA

1. 4,600 tonnes
2. 15,000 tonnes

Performance expected with the LPSA

1. 6,000 tonnes
2. 16,500 tonnes

Enhancement in performance with the LPSA

1. An additional 1,400 tonnes of non-biodegradable waste recycled or composted
2. An additional 1,500 tonnes biodegradable waste recycled or composted

Performance Reward Grant will be allocated as follows:

Indicator 1: 50%

Indicator 2: 50%

Target 12

Enhancing liveability in Salford

Indicator by which performance will be measured

The number of vacant and blighted properties which have been empty for 6 months or longer and that are returned into occupation, statutory notice action implemented/enforced, voluntarily acquired as a result of direct action* taken by the council**

Current performance (year ending 31 March 2005)

29 vacant and blighted properties were brought back into use

Performance at the end of the period of the LPSA (three year cumulative for 2005/2006, 2006/2007 and 2007/2008 ending year ending 31 March 2008)

Performance expected without the Local PSA

120 vacant and blighted properties returned to use

Performance expected with the Local PSA

210 vacant and blighted properties returned to use

Enhancement in performance with the Local PSA

An additional 90 vacant and blighted properties returned to use

Notes:

*Direct action includes situations where empty properties have been brought back into use as a direct result of the action the council undertook, as specified in the guidance issued by the National Association of Empty Property Practitioners on Best Value Indicator 64

The condition of the property when it is returned to occupation the properties must meet the **current statutory minimum for housing. At present this means they would be fit, under the provisions of the 1985 Housing Act. Following the implementation of Part 1 of the 2004 Housing Act this will mean that they would be free of category 1 hazards.

Target 13

Improving environmental quality in Salford by reducing carbon dioxide emissions in Salford

Indicators by which performance will be measured

1. Mass of carbon or carbon dioxide emitted into atmosphere created by energy consumption of fossil fuels per square metre of Local Authority operational property*, as measured by local data based on former BVPI 180a i but excluding street lighting
2. Mass of carbon or carbon dioxide emitted into atmosphere created by energy consumption of electricity per square metre of Local Authority operational property*, as measured by local data based on former BVPI 180a ii but excluding street lighting

* Operational property is the following building types within the local authority portfolio: Town Halls, Civic Office Buildings, Leisure Centres, Residential Care Homes, Sheltered Housing, Housing units for homeless people, Museums, Libraries, Community Centres, Day Centres, Depots and Car Parks.

Schools, Police Stations and Fire Stations are excluded from the terms of this target.

Current performance (year ending 31 March 2005)

1. 534 kWh/M2
2. 159 kWh/ M2

Performance at the end of the period of the LPSA (year ending 31 March 2008)

Performance expected without the LPSA

1. 531 kWh/M2
2. 156 kWh/M2

Performance expected with the LPSA

1. 513 kWh/M2
2. 150 kWh/M2

Enhancement in performance with the LPSA

1. 18 kWh/M2
2. 6 kWh/M2

Special note:

Notwithstanding the provisions of Schedule 4 of this agreement, it is agreed that the potential Performance Reward Grant attributed to this target is £100,000.

Schedule 2: Freedoms and Flexibilities

The Government intends to make the changes specified below in various statutory and administrative requirements, as they relate to Salford City Council [and to pursue the further discussions described below].

The legal and practical feasibility of some of the changes had not been established at the time that this agreement was concluded. If the precise changes specified prove infeasible, the Government will use its best endeavours to achieve substantially the same effects by other means.

In support of Target 9

Change 1

Whilst changes in the methodology for collecting data for NEET are likely to occur during the lifetime of this agreement, the Department for Education and Skills expects that (in accordance with Local PSA principles) Salford will measure the percentage of 16-18 year olds not in education, employment or training in 2008 on a like for like basis as for 2004.

Schedule 3: Pump Priming Grant in support of Invest To Save or Invest to Improve Projects

To assist in achieving the targets set out in this Agreement, the Government will make a pump priming grant of £966,532 to Salford City Council as a contribution towards expenditure of an “invest to save” or “invest to improve” nature. This grant will be paid no later than the financial year following that in which this agreement was concluded.

The grant is intended to assist the authority in achieving the targets set out in the agreement. It must be spent, during the period of this Local PSA, or as otherwise agreed with the Government. Conditions protecting the proper use of public funds will apply.

Schedule 4: Performance Reward Grant

The provisions of this Schedule are subject to any additional provisions on the performance reward grant elsewhere in the Agreement.

The total potential grant

The total potential grant is equivalent to 2.5% of the authority's net budget requirement for 2004/2005. It is divided equally among the targets. Where a target has sub-targets, the amount for the target is sub-divided equally among the sub-targets unless otherwise specified. The relevant net budget requirement was £280,403,000. Total grant if all thirteen targets were fully achieved would be £7,010,075.

The reward for achievement on a target

The proportion of the potential grant attributed to a target or sub-target that is payable is the same as the proportion of the 'enhancement in performance with the Local PSA' specified in Schedule 1 that the authority achieves, subject to a maximum proportion of 100% and a minimum of 60%. If the authority achieves less than 60% of that enhancement in performance, nothing is included in the grant in relation to that target or sub-target.

Payment of the grant

The grant will be paid in two equal instalments in the financial year following that in which the end date of the Local PSA falls, and the next financial year, subject to the qualification below relating to interim payments on account.

Half of each instalment of the grant will be paid as a capital grant, and half as a revenue grant.

Salford City Council

Chief Executive

Unity House
Salford Civic Centre
Chorley Road
Swinton
Salford
M27 5FJ

Telephone : 0161 793 3068

www.salford.gov.uk

July 2006